

Chapter 1

1 Matching Questions

Choose the correct answer from the list below. Not all of the answers will be used.

- a) uridine
- b) cytoplasm
- c) protein
- d) thymine
- e) carbohydrate
- f) sugar–phosphate units
- g) cell wall
- h) transcription
- i) glycogen
- j) lipid
- k) three
- l) two
- m) endoplasmic reticulum
- n) translation
- o) prokaryotes
- p) eukaryotes
- q) lysosome

Reference: Ref 1-1

DNA is made from the building blocks adenine, guanine, cytosine, and _____.

- d

2 Matching Questions

Choose the correct answer from the list below. Not all of the answers will be used.

- a) uridine
- b) cytoplasm
- c) protein
- d) thymine
- e) carbohydrate
- f) sugar–phosphate units
- g) cell wall
- h) transcription
- i) glycogen
- j) lipid
- k) three
- l) two
- m) endoplasmic reticulum
- n) translation
- o) prokaryotes

- p) eukaryotes
- q) lysozyme

Reference: Ref 1-1

_____ : Unbranched polymer that, when folded into its three-dimensional shape, performs much of the work of the cell.

- c
-

3  **Matching Questions**

Choose the correct answer from the list below. Not all of the answers will be used.

- a) uridine
- b) cytoplasm
- c) protein
- d) thymine
- e) carbohydrate
- f) sugar–phosphate units
- g) cell wall
- h) transcription
- i) glycogen
- j) lipid
- k) three
- l) two
- m) endoplasmic reticulum
- n) translation
- o) prokaryotes
- p) eukaryotes
- q) lysozyme

Reference: Ref 1-1

_____ : The number of hydrogen bonds formed between A and T.

- 1
-

4  **Matching Questions**

Choose the correct answer from the list below. Not all of the answers will be used.

- a) uridine
- b) cytoplasm
- c) protein
- d) thymine
- e) carbohydrate
- f) sugar–phosphate units
- g) cell wall
- h) transcription
- i) glycogen
- j) lipid

- k) three
- l) two
- m) endoplasmic reticulum
- n) translation
- o) prokaryotes
- p) eukaryotes
- q) lysozyme

Reference: Ref 1-1

_____ : The number of hydrogen bonds formed between G and C.

- k
-

5  Matching Questions

Choose the correct answer from the list below. Not all of the answers will be used.

- a) uridine
- b) cytoplasm
- c) protein
- d) thymine
- e) carbohydrate
- f) sugar–phosphate units
- g) cell wall
- h) transcription
- i) glycogen
- j) lipid
- k) three
- l) two
- m) endoplasmic reticulum
- n) translation
- o) prokaryotes
- p) eukaryotes
- q) lysozyme

Reference: Ref 1-1

The transfer of information from DNA to RNA is called _____.

- h
-

6  Matching Questions

Choose the correct answer from the list below. Not all of the answers will be used.

- a) uridine
- b) cytoplasm
- c) protein
- d) thymine
- e) carbohydrate

- f) sugar–phosphate units
- g) cell wall
- h) transcription
- i) glycogen
- j) lipid
- k) three
- l) two
- m) endoplasmic reticulum
- n) translation
- o) prokaryotes
- p) eukaryotes
- q) lysosome

Reference: Ref 1-1

_____ are cells which are composed of multiple specialized compartments.

- p

7



Matching Questions

Choose the correct answer from the list below. Not all of the answers will be used.

- a) uridine
- b) cytoplasm
- c) protein
- d) thymine
- e) carbohydrate
- f) sugar–phosphate units
- g) cell wall
- h) transcription
- i) glycogen
- j) lipid
- k) three
- l) two
- m) endoplasmic reticulum
- n) translation
- o) prokaryotes
- p) eukaryotes
- q) lysosome

Reference: Ref 1-1

_____ : Class of biological macromolecules with many functions such as forming barriers between cell organelles, serving as a metabolic fuel, and cell-to-cell signaling.

- j
-

8



Matching Questions

Choose the correct answer from the list below. Not all of the answers will be used.

- a) uridine
- b) cytoplasm
- c) protein
- d) thymine
- e) carbohydrate
- f) sugar–phosphate units
- g) cell wall
- h) transcription
- i) glycogen
- j) lipid
- k) three
- l) two
- m) endoplasmic reticulum
- n) translation
- o) prokaryotes
- p) eukaryotes
- q) lysozyme

Reference: Ref 1-1

_____ : Highly organized region of the cell where glycolytic metabolism occurs.

- b

9



Matching Questions

Choose the correct answer from the list below. Not all of the answers will be used.

- a) uridine
- b) cytoplasm
- c) protein
- d) thymine
- e) carbohydrate
- f) sugar–phosphate units
- g) cell wall
- h) transcription
- i) glycogen
- j) lipid
- k) three
- l) two
- m) endoplasmic reticulum
- n) translation
- o) prokaryotes
- p) eukaryotes
- q) lysozyme

Reference: Ref 1-1

_____ : Responsible for protein processing and xenobiotic metabolism.

- m
-

10  Matching Questions

Choose the correct answer from the list below. Not all of the answers will be used.

- a) uridine
- b) cytoplasm
- c) protein
- d) thymine
- e) carbohydrate
- f) sugar-phosphate units
- g) cell wall
- h) transcription
- i) glycogen
- j) lipid
- k) three
- l) two
- m) endoplasmic reticulum
- n) translation
- o) prokaryotes
- p) eukaryotes
- q) lysozyme


Reference: Ref 1-1

_____ : Filled with proteases and other digestive enzymes.


- q
-

11  Organisms are known to be highly uniform at the _____ level.

- molecular (*True Answer*)
 - *
-

12  After hydrogen and oxygen, the next most common element in living systems is _____.

- carbon (*True Answer*)
 - *
-

13  A chemical that can dissolve in water is said to be _____.

- hydrophilic (*True Answer*)

- *

14 A nucleotide consists of one or more _____ groups, a 5-carbon ribose sugar, and a nitrogen-containing aromatic ring group.

- phosphate (*True Answer*)
- *

15 The most common carbohydrate fuel is _____.

- glucose (*True Answer*)
- *

16 Heritable information is packaged into discrete units called _____.

- genes (*True Answer*)
- *

17 A group of enzymes called _____ catalyze replication.

- DNA polymerase (*True Answer*)
- *

18 Although all cells in an organism have the same DNA, tissues differ due to selective _____.

- expression (*True Answer*)
- *

19 The basic unit of life is considered the _____.

- cell (*True Answer*)
- *

20 Large particles of extracellular material are taken into the cell via:

- phagocytosis (*True Answer*)
- *

21 The structure of DNA described by Watson and Crick included:

- a double helix. *Incorrect*

- the sugar–phosphate backbone aligned in the center of the helix. *Incorrect*
 - the base pairs that are stacked on the inside of the double helix. *Incorrect*
 - A and B. *Incorrect*
 - A and C. (*True Answer*) *Correct*
-

22 ■ ■ ■ **In higher organisms, which of the following is composed of a polymer with double-stranded phosphodiester-linked monomers?**

- RNA *Incorrect*
 - DNA (*True Answer*) *Correct*
 - protein *Incorrect*
 - carbohydrate *Incorrect*
 - None of the above. *Incorrect*
-

23 ■ ■ ■ **What gives proteins such a dominant role in biochemistry?**

- the variation in protein sizes *Incorrect*
 - the ability to act as a blueprint *Incorrect*
 - their ability to self-replicate *Incorrect*
 - their ability to spontaneously fold into complex three-dimensional structures (*True Answer*) *Correct*
 - All of the above. *Incorrect*
-

24 ■ ■ ■ **Proteins are chiefly composed of which of the following?**

- carbohydrate and amino acids *Incorrect*
 - long unbranched amino acid polymers (*True Answer*) *Correct*
 - peptide bonds formed between lipid moieties *Incorrect*
 - aggregated amino acids *Incorrect*
 - A and B *Incorrect*
-

25 ■ ■ ■ **How a protein folds is determined by:**

- whether the environment is hydrophobic or hydrophilic. *Incorrect*
- the location in the cell in which the protein is located. *Incorrect*
- the pH of the cytoplasm. *Incorrect*
- the order of the amino acids found in the sequence. (*True Answer*) *Correct*

- All of the above. *Incorrect*
-

26 ■ ■ ■ **The half-life of which of the following is likely to be shortest?**

- protein *Incorrect*
 - lipid *Incorrect*
 - carbohydrate *Incorrect*
 - DNA *Incorrect*
 - RNA (*True Answer*) *Correct*
-

27 ■ ■ ■ **The central dogma describes:**

- the formation of cells from individual components. *Incorrect*
 - the selective expression of genes. *Incorrect*
 - the flow of information between DNA, RNA, and protein. (*True Answer*) *Correct*
 - the work of polymerases on RNA and DNA. *Incorrect*
 - All of the above. *Incorrect*
-

28 ■ ■ ■ **Translation takes place on/in the:**

- ribosomes. (*True Answer*) *Correct*
 - smooth endoplasmic reticulum. *Incorrect*
 - nucleus. *Incorrect*
 - DNA polymerases. *Incorrect*
 - DNA parent strand. *Incorrect*
-

29 ■ ■ ■ **Which of the following organelles has a double membrane?**

- nucleus *Incorrect*
 - endoplasmic reticulum *Incorrect*
 - mitochondria *Incorrect*
 - plasma membrane *Incorrect*
 - A and C (*True Answer*) *Correct*
 - All of the above. *Incorrect*
-

30 ■ ■ ■ **The main function of the plasma membrane is to:**

- provide the interior of the cell an enclosed environment which no molecules may cross. *Incorrect*

- provide a selectively permeable barrier with the aid of transport proteins. *(True Answer)Correct*
 - give eukaryote and prokaryote cells structural strength. *Incorrect*
 - allow only the free passage of water in and out of the cell. *Incorrect*
 - None of the above. *Incorrect*
-

31 ■ ■ ■ **The structural components (filaments and tubules) are organelles called the:**

- chloroplast. *Incorrect*
 - cytoplasm. *Incorrect*
 - cytoskeleton. *(True Answer)Correct*
 - cell wall. *Incorrect*
 - B and D. *Incorrect*
-

32 ■ ■ ■ **Poisons that kill an organism as a result of a loss of high-energy ATP molecules are most likely to target which organelle?**

- mitochondria *(True Answer)Correct*
 - cytoskeleton *Incorrect*
 - cytoplasm *Incorrect*
 - endoplasmic reticulum *Incorrect*
 - nucleus *Incorrect*
-

33 ■ ■ ■ **A secreted protein would be processed through organelles in the following order:**

- nucleus; secretory vesicle; Golgi complex *Incorrect*
 - cytoplasm; Golgi complex; cytosol; secretory vesicle *Incorrect*
 - endoplasmic reticulum; cytoplasmic reticulum; Golgi complex *Incorrect*
 - nucleus; cytoplasm; endoplasmic reticulum; Golgi complex; secretory vesicle *Incorrect*
 - None of the above. *(True Answer)Correct*
-

34 ■ ■ ■ **Extracellular material is taken into the cell via which process?**

- endocytosis *Incorrect*
- phagocytosis *(True Answer)Correct*
- lysosome-mediated endocytosis *Incorrect*
- reverse secretory mechanism *Incorrect*
- phago-cytosolic internalization *Incorrect*

35 ■ — **The rigid material which provides structural support to a plant cell is/are called the:**

- plant cytoskeleton *Incorrect*
- plasma membrane *Incorrect*
- cell wall (*True Answer*) *Correct*
- chloroplast anchor proteins *Incorrect*
- microfilaments and microtubules *Incorrect*

36 ■ — **What are the four key classes of biomolecules?**

- **Proteins, DNA/RNA, lipids, carbohydrates. These are the larger, monomer or biopolymer molecules which perform many functions to maintain cellular life. Each has a different biochemical make-up.**

37 ■ — **How do eukaryotic cells differ from prokaryotic cells?**


- **The simplest answer is defined by the existence of organelle. Eukaryotic cells contain organelles including a nucleus, while prokaryotic cells do not have such compartments.**

38 ■ — **Describe the central dogma and why it is important for cell life.**

- **This is the phrase coined by Francis Crick and is the overview of how a cell uses the information from DNA to produce RNA, protein, and more DNA. Much of the fate of a cell (metabolism, survival, growth, movement, and cell differentiation) is based on the control of the central dogma. Which genes are transcribed and translated defines the function of a cell.**

39 ■ — **Define an organelle.**

- **An organelle is often, but not always, enclosed by a membrane. Examples include the nucleus, mitochondria, and chloroplasts. However, the cytoplasm is defined as that area surrounded by the plasma membrane, excluding the organelles.**
-

40  What is the role of the endoplasmic reticulum (ER)?

- **The endoplasmic reticulum is series of membrane tubes or sacs. When studded with proteins (ribosomes), the endoplasmic reticulum is considered rough ER and is involved with the processing of nascent protein. Smooth ER is involved in maturing proteins and carbohydrates, and is responsible for xenophobic metabolism of foreign compounds.**
-

41  Of the biochemical macromolecules, which class is chiefly responsible for catalysis of cellular processes?

- **Proteins.**
-

42  DNA and RNA are composed of what basic biochemical compounds?

- **Both RNA and DNA are nucleotides. Central to nucleotides is a carbohydrate molecule called a ribose or deoxyribose. Bonded to the ribose is one of several aromatic nitrogen-containing organic compounds which are generically called “bases.” One or more phosphate groups are also bonded to the ribose or deoxyribose.**
-

43  What are the important functions of carbohydrates?

- **Structural, energy storage, modify proteins, cell-cell recognition, lipid modification.**
-

44  What is significant about the base pairing found in the helix?

- **It provides a mechanism for copying the DNA from one generation to the next.**
-

45  Which property of lipids drives the formation of membranes?

- **The dual chemical nature of lipids allows them to self-organize into membranes.**